

Shareholding Pattern under Regulation 31 of SEBI (Listing Obligations and Disclosure Requirements) Regulations, 2015

Name of Listed Entity: Avenue Supermarts Limited


Scrip 540376 (BSE)

Code/Name DMART (NSE)

Share Holding Pattern Filed under: Reg. 31(1)(b) of SEBI (Listing Obligations and Disclosure Requirements) Regulations, 2015 for the quarter ended December 31, 2017

Declaration: The Listed entity is required to submit the following declaration to the extent of submission of information:-


Sr. No.	Particulars	Yes/No
1	Whether the Listed Entity has issued any partly paid up shares?	No
2	Whether the Listed Entity has issued any Convertible Securities or Warrants?	No
3	Whether the Listed Entity has any shares against which depository receipts are issued?	No
4	Whether the Listed Entity has any shares in locked-in?	Yes
5	Whether any shares held by promoters are pledge or otherwise encumbered?	No



Avenue Supermarts Limited

Table I - Summary Statement holding of specified securities


Category	Category of shareholder	Nos. of shareholders	No. of fully paid up equity shares held	No. of Partly paid-up equity shares held	No. of shares underlying Depository Receipts	Total nos. shares held	Shareholding as a % of total no. of shares (calculated as per SCRR, 1957)	Number of Voting Rights held in each class of securities			No. of Shares Underlying Outstanding convertible securities (including Warrants)	Shareholding as a % assuming full conversion of convertible securities (as a percentage of diluted share capital)	Number of Locked in shares		Number of Shares pledged or otherwise encumbered		Number of equity shares held in dematerialised form	
								No of Voting Rights					Total as a % of (A+B+C)	No. (a)	As a % of total Shares held(b)	No. (a)		As a % of total Shares held(b)
								Class eg: X	Class eg: y	Total								
(I)	(II)	(III)	(IV)	(V)	(VI)	(VII) = (IV)+(V)+(VI)	(VIII) As a % of (A+B+C2)	(IX)			(X)	(XI) = (VII)+(X) As a % of (A+B+C2)	(XII)		(XIII)		(XIV)	
(A)	Promoter & Promoter Group	12	513020000	0	0	513020000	82.20	513020000	0	513020000	82.20	0	82.20	513020000	100.00	0	0	513020000
(B)	Public	159130	111064486	0	0	111064486	17.80	111064486	0	111064486	17.80	0	17.80	45020580	40.54	NA	NA	85760616
(C)	Non Promoter - Non Public																	
(C1)	Shares Underlying DRs	0	0	0	0	0	0.00	0	0	0	0.00	0	0.00	0	0	NA	NA	0
(C2)	Shares Held By Employee Trust	0	0	0	0	0	0.00	0	0	0	0.00	0	0.00	0	0	NA	NA	0
	Total	159142	624084486	0	0	624084486	100.00	624084486	0	624084486	100.00	0	100.00	558040580	89.42	0	0	598780616



Avenue Supermarts Limited

Table II - Statement showing shareholding pattern of the Promoter and Promoter Group

Category & Name of the shareholders	Nos. of shareholders	No. of fully paid up equity shares held	Partly paid-up equity shares held	No. of shares underlying Depository Receipts	Total nos. shares held	Shareholding % calculated as per SCRR, 1957 As a % of (A+B+C2)	Number of Voting Rights held in each class of securities			No. of Shares Underlying Outstanding convertible securities (including Warrants)	Shareholding, as a % assuming full conversion of convertible securities (as a percentage of diluted share capital)	Number of Locked in shares		Number of Shares pledged or otherwise encumbered		Number of equity shares held in dematerialised form	
							No of Voting Rights					Total as a % of (A+B+C)	No. (a)	As a % of total Shares held(b)	No. (a)		As a % of total Shares held(b)
							Class eg: X	Class eg: y	Total								
(I)	(III)	(IV)	(V)	(VI)	(VII) = (IV)+(V)+ (VI)	(VIII) As a % of (A+B+C2)	(IX)			(X)	(XI)= (VII)+(X) As a % of (A+B+C2)	(XII)		(XIII)		(XIV)	
1 Indian																	
(a) Individuals / Hindu Undivided Family	6	334270000	0	0	334270000	53.56	334270000	0	334270000	53.56	0	53.56	334270000	100.00	0	0	334270000
Radhakishan Shivkishan Damani	1	245930000	0	0	245930000	39.41	245930000	0	245930000	39.41	0	39.41	245930000	100.00	0	0	245930000
Gopikishan Shivkishan Damani	1	50980000	0	0	50980000	8.17	50980000	0	50980000	8.17	0	8.17	50980000	100.00	0	0	50980000
Shrikantadevi Radhakishan Damani	1	22250000	0	0	22250000	3.57	22250000	0	22250000	3.57	0	3.57	22250000	100.00	0	0	22250000
Kirandevi Gopikishan Damani	1	15000000	0	0	15000000	2.40	15000000	0	15000000	2.40	0	2.40	15000000	100.00	0	0	15000000
Rukmanidevi Mohanlal Bagri (Promoter Group)	1	100000	0	0	100000	0.02	100000	0	100000	0.02	0	0.02	100000	100.00	0	0	100000
Chanda Chandak (Promoter Group)	1	10000	0	0	10000	0.00	10000	0	10000	0.00	0	0.00	10000	100.00	0	0	10000
(b) Central Government / State Government(s)	0	0	0	0	0	0.00	0	0	0	0.00	0	0.00	0	0.00	0	0	0
(c) Financial Institutions / Banks	0	0	0	0	0	0.00	0	0	0	0.00	0	0.00	0	0.00	0	0	0
(d) Any Other (Specify)	6	178750000	0	0	178750000	28.64	178750000	0	178750000	28.64	0	28.64	178750000	100.00	0	0	178750000
Promoter Trust	5	90000000	0	0	90000000	14.42	90000000	0	90000000	14.42	0	14.42	90000000	100.00	0	0	90000000
Mr. Gopikishan S. Damani And Mr.Radhakishan S. Damani (Holding shares on behalf of Gulmohar Private Beneficiary Trust)	1	18000000	0	0	18000000	2.88	18000000	0	18000000	2.88	0	2.88	18000000	100.00	0	0	18000000
Mr. Gopikishan S. Damani And Mr.Radhakishan S. Damani (Holding shares on behalf of Karnikar Pvt Beneficiary Trust)	1	18000000	0	0	18000000	2.88	18000000	0	18000000	2.88	0	2.88	18000000	100.00	0	0	18000000
Mr. Radhakishan S. Damani And Mrs. Shrikantadevi Damani (Holding shares on behalf of Royal Palm Pvt Beneficiary Trust)	1	18000000	0	0	18000000	2.88	18000000	0	18000000	2.88	0	2.88	18000000	100.00	0	0	18000000
Mr. Radhakishan S. Damani And Mrs. Shrikantadevi Damani (Holding shares on behalf of Bottle Palm Pvt Beneficiary Trust)	1	18000000	0	0	18000000	2.88	18000000	0	18000000	2.88	0	2.88	18000000	100.00	0	0	18000000
Mr. Radhakishan S. Damani And Mrs. Shrikantadevi Damani (Holding shares on behalf of Mountain Glory Pvt Beneficiary Trust)	1	18000000	0	0	18000000	2.88	18000000	0	18000000	2.88	0	2.88	18000000	100.00	0	0	18000000
Bodies Corporate	1	88750000	0	0	88750000	14.22	88750000	0	88750000	14.22	0	14.22	88750000	100.00	0	0	88750000
Bright Star Investments Pvt Ltd	1	88750000	0	0	88750000	14.22	88750000	0	88750000	14.22	0	14.22	88750000	100.00	0	0	88750000
Sub Total (A){1}	12	513020000	0	0	513020000	82.20	513020000	0	513020000	82.20	0	82.20	513020000	100.00	0	0	513020000
2 Foreign																	
(a) Individuals (Non-Resident Individuals / Foreign Individuals)	0	0	0	0	0	0.00	0	0	0	0.00	0	0.00	0	0.00	0	0	0
(b) Government	0	0	0	0	0	0.00	0	0	0	0.00	0	0.00	0	0.00	0	0	0
(c) Institutions	0	0	0	0	0	0.00	0	0	0	0.00	0	0.00	0	0.00	0	0	0
(d) Foreign Portfolio Investor	0	0	0	0	0	0.00	0	0	0	0.00	0	0.00	0	0.00	0	0	0
(e) Any Other (Specify)	0	0	0	0	0	0.00	0	0	0	0.00	0	0.00	0	0.00	0	0	0
Sub Total (A){2}	0	0	0	0	0	0.00	0	0	0	0.00	0	0.00	0	0.00	0	0	0
Total Shareholding Of Promoter And Promoter Group (A)= (A){1}+(A){2}	12	513020000	0	0	513020000	82.20	513020000	0	513020000	82.20	0	82.20	513020000	100.00	0	0	513020000



Avenue Supermarts Limited

Table III - Statement showing shareholding pattern of the Public shareholder


Category & Name of the shareholders	PAN	Nos. of shareholders	No. of fully paid up equity shares held	Partly paid-up equity shares held	No. of shares underlying Depository Receipts	Total nos. shares held	Shareholding % calculated as per SCRR, 1957 As a % of (A+B+C2)	Number of Voting Rights held in each class of securities			No. of Shares Underlying Outstanding convertible securities (including Warrants)	Shareholding, as a % assuming full conversion of convertible securities (as a percentage of diluted share capital)	Number of Locked in shares		Number of Shares pledged or otherwise encumbered		Number of equity shares held in dematerialised form		
								No of Voting Rights					Total as a % of (A+B+C)	No. (a)	As a % of total Shares held(b)	No. (a)		As a % of total Shares held(b)	
								Class eg: X	Class eg: y	Total									
(I)	(II)	(III)	(IV)	(V)	(VI)	(VII) = (IV)+(V)+(VI)	(VIII) As a % of (A+B+C2)	(IX)			(X)	(XI) = (VII)+(X) As a % of (A+B+C2)	(XII)		(XIII)		(XIV)		
1	Institutions																		
(a)	Mutual Fund		18	21327339	0	0	21327339	3.42	21327339	0	21327339	3.42	0	3.42	0	0	NA	NA	21327339
	HDFC TRUSTEE COMPANY LIMITED	AAATH1809A		7804114	0	0	7804114	1.25	7804114	0	7804114	1.25	0	1.25	0	0	NA	NA	7804114
	AXIS MUTUAL FUND TRUSTEE LIMITED	AACTA5925A		7127771	0	0	7127771	1.14	7127771	0	7127771	1.14	0	1.14	0	0	NA	NA	7127771
(b)	Venture Capital Funds		0	0	0	0	0	0.00	0	0	0	0.00	0	0.00	0	0	NA	NA	0
(c)	Alternate Investment Funds		4	777185	0	0	777185	0.12	777185	0	777185	0.12	0	0.12	0	0	NA	NA	777185
(d)	Foreign Venture Capital Investors		0	0	0	0	0	0.00	0	0	0	0.00	0	0.00	0	0	NA	NA	0
(e)	Foreign Portfolio Investor		110	22264514	0	0	22264514	3.57	22264514	0	22264514	3.57	0	3.57	0	0	NA	NA	22264514
(f)	Financial Institutions / Banks		6	158313	0	0	158313	0.03	158313	0	158313	0.03	0	0.03	0	0	NA	NA	158313
(g)	Insurance Companies		0	0	0	0	0	0.00	0	0	0	0.00	0	0.00	0	0	NA	NA	0
(h)	Provident Funds/ Pension Funds		0	0	0	0	0	0.00	0	0	0	0.00	0	0.00	0	0	NA	NA	0
(i)	Any Other (Specify)		0	0	0	0	0	0.00	0	0	0	0.00	0	0.00	0	0	NA	NA	0
	Sub Total (B)(1)		138	44527351	0	0	44527351	7.14	44527351	0	44527351	7.14	0	7.14	0	0	NA	NA	44527351
2	Central Government/ State Government(s)/ President of India																		
	Sub Total (B)(2)		0	0	0	0	0	0.00	0	0	0	0.00	0	0.00	0	0	NA	NA	0
3	Non-Institutions																		
(a)	Individuals																		
	i. Individual shareholders holding nominal share capital up to Rs. 2 lakhs.		151195	17983074	0	0	17983074	2.88	17983074	0	17983074	2.88	0	2.88	3187750	17.73	NA	NA	15376585
	ii. Individual shareholders holding nominal share capital in excess of Rs. 2 lakhs.		375	43362126	0	0	43362126	6.95	43362126	0	43362126	6.95	0	6.95	41652280	96.06	NA	NA	20774745
	Ignatius Navil Noronha	ABVFN9447Q		13700000	0	0	13700000	2.20	13700000	0	13700000	2.20	0	2.20	13700000	100	NA	NA	0
(b)	NBFCs registered with RBI		0	0	0	0	0	0.00	0	0	0	0.00	0	0.00	0	0	NA	NA	0
(c)	Employee Trusts		0	0	0	0	0	0.00	0	0	0	0.00	0	0.00	0	0	NA	NA	0
(d)	Overseas Depositories(holding DRs) (balancing figure)		0	0	0	0	0	0.00	0	0	0	0.00	0	0.00	0	0	NA	NA	0
(e)	Any Other (Specify)		7422	5191935	0	0	5191935	0.83	5191935	0	5191935	0.83	0	0.83	180550	3.48	NA	NA	5081935
	Trusts		4	13950	0	0	13950	0.00	13950	0	13950	0.00	0	0.00	0	0.00	NA	NA	13950
	Hindu Undivided Family		4997	761930	0	0	761930	0.12	761930	0	761930	0.12	0	0.12	14450	1.90	NA	NA	751930
	Non Resident Indians (Non Repat)		483	153756	0	0	153756	0.02	153756	0	153756	0.02	0	0.02	50000	32.52	NA	NA	153756
	Non Resident Indians (Repat)		804	338100	0	0	338100	0.05	338100	0	338100	0.05	0	0.05	0	0.00	NA	NA	338100
	Foreign Portfolio Investor (Individual)		1	65	0	0	65	0.00	65	0	65	0.00	0	0.00	0	0.00	NA	NA	65
	Clearing Member		376	424406	0	0	424406	0.07	424406	0	424406	0.07	0	0.07	0	0.00	NA	NA	424406
	Bodies Corporate		757	3499728	0	0	3499728	0.56	3499728	0	3499728	0.56	0	0.56	116100	3.32	NA	NA	3399728
	Sub Total (B)(3)		158992	66537135	0	0	66537135	10.66	66537135	0	66537135	10.66	0	10.66	45020580	67.66	NA	NA	41233265
	Total Public Shareholding (B)= (B)(1)+(B)(2)+(B)(3)		159130	111064486	0	0	111064486	17.80	111064486	0	111064486	17.80	0	17.80	45020580	40.54	NA	NA	85760616

Table III A - Details of the shareholders acting as persons in Concert including their

Sr. No.	Name of shareholders	No. of Shares	No. of Shares	Holding %
-	-	-	-	-

Table III B - Details of Shares unclaimed

Sr. No.	Name of shareholders	No. of Shares held	No. of Shares held
-	-	-	-



Avenue Supermarts Limited

Table IV - Statement showing shareholding pattern of the Non Promoter- Non Public shareholder

Category & Name of the shareholders	PAN	Nos. of shareholders	No. of fully paid up equity shares held	Partly paid-up equity shares held	No. of shares underlying Depository Receipts	Total nos. shares held	Shareholding % calculated as per SCRR, 1957 As a % of (A+B+C2)	Number of Voting Rights held in each class of securities			No. of Shares Underlying Outstanding convertible securities (including Warrants)	Shareholding, as a % assuming full conversion of convertible securities (as a percentage of diluted share capital)	Number of Locked in shares		Number of Shares pledged or otherwise encumbered		Number of equity shares held in dematerialised form	
								No of Voting Rights					Total as a % of (A+B+C)	No. (a)	As a % of total Shares held(b)	No. (a)		As a % of total Shares held(b)
								Class eg: X	Class eg: y	Total								
(I)	(II)	(III)	(IV)	(V)	(VI)	(VII) = (IV)+(V)+(VI)	(VIII) As a % of (A+B+C2)	(IX)			(X)	(XI) = (VII)+(X) As a % of (A+B+C2)	(XII)		(XIII)		(XIV)	
1 Custodian/DR Holder		0	0	0	0	0	0	0	0	0	0	0	0	0	0	NA	NA	0
2 Employee Benefit Trust (under SEBI (Share based Employee Benefit) Regulations, 2014)		0	0	0	0	0	0	0	0	0	0	0	0	0	0	NA	NA	0
Total Non-Promoter- Non Public Shareholding (C)= (C)(1)+(C)(2)		0	0	0	0	0	0	0	0	0	0	0	0	0	0	NA	NA	0

